

**ABT** | MARIAN

**WELCOME TO  
FORMULA AQUA.**

**M800-R**





**ABT** | MARIAN







**M800-R**

LIMITED EDITION 1 OF 20

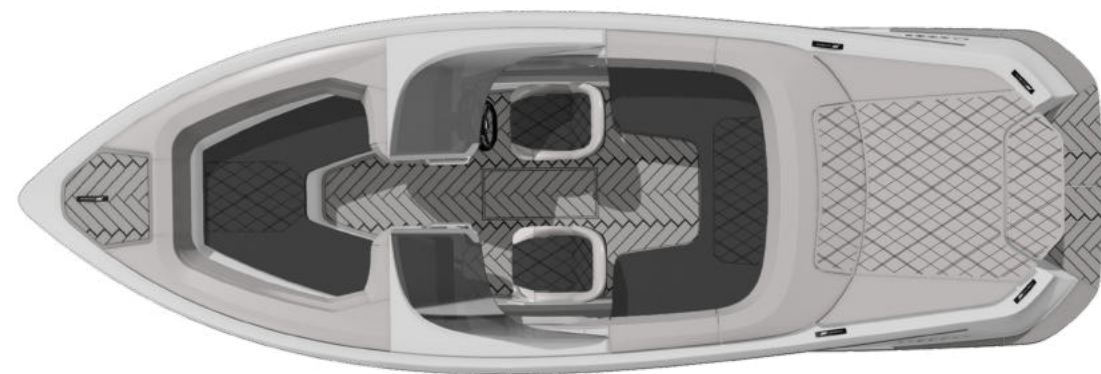
# THE NEW GENERATION

Experience a world of exclusivity and unique performance with the M 800-R, the visionary result of collaboration between ABT Sportsline and Marian. This yacht sets new standards for luxury electric yachts and establishes leading standards for electric sports boats.

The M 800-R is a true powerhouse, combining high performance with exclusive design. With a power of up to 450 KW and an impressive top speed of 85 km/h, it offers an unparalleled driving experience on the water. Built in a limited edition of only 20 units, the M 800-R embodies the ultimate symbol of exclusivity. Secure your copy of this masterpiece and experience the future of electric mobility on the water up close.

**ABT** | MARIAN

**M800-R**



Experience the powerful connection of two companies with a shared vision: ABT Sportsline and Marian Boats. Two pioneers, united by their passion for craftsmanship, innovation, and technological progress. This unique partnership redefines luxury and performance in the field of electric watercraft. Immerse yourself in the combined expertise and dedication in the ABT | Marian M 800-R, where the tradition of two companies converges in an innovative way to create an unparalleled driving experience.

# TURNING WATER INTO ADRENALINE.





**ABT** | MARIAN





SPEED

Top Speed	Cruising Speed	Long Range
85 km/h	30 km/h	10 km/h

RANGE

Speed	Range	Travel Time
70 km/h	50 km	43 min
30 km/h	86 km	172 min
10 km/h	280 km	1728 min

Range depends on the specific conditions on every trip. Actual range and speed can be reduced by additional loads, wind, current, the drivers driving style, as well as by the age and condition of batteries, engine and propeller. All ranges have been calculated for an available battery capacity of 100%.





# ABT | MARIAN




ABT Steering Wheel



ABT Carbon Seats



Keyless Go



450 kW Electric Motor



120 kW CCS Charging



Premium Upholstery



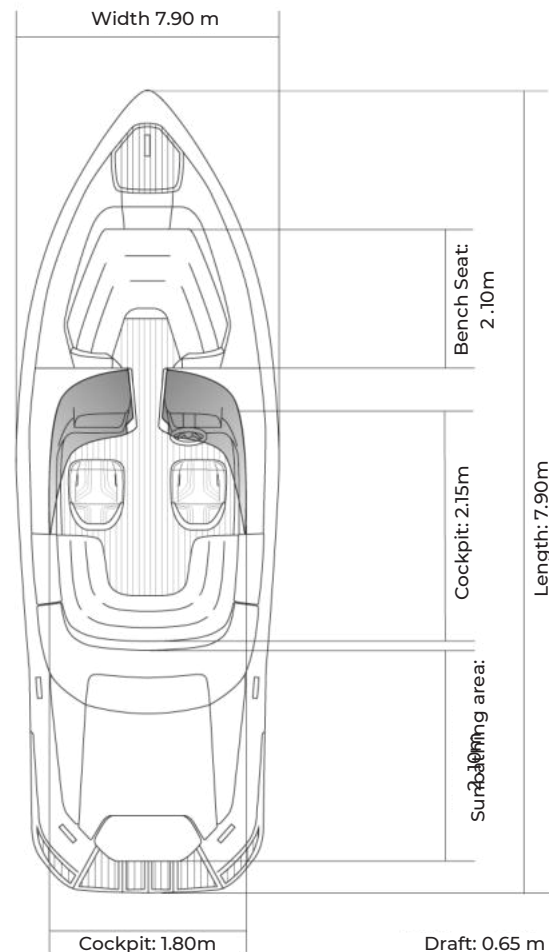


## TECHNICAL DATA

Length 7.90 m 2.50 m  
With 2.400 kg 9 C  
Weight (Coastal waters)  
Persons  
CE certification

## POWERTRAIN

Motor 250 kW | 450 kW ABT Mode  
Batteries 145 kWh Lithium Batteries  
Charger CCS up to 150 kW  
Type 2 up to 20 kW



# ENJOY THE SILENCE.

**M800-R**







**ABI** | MARIAN

**M800-R**